

# Floor Marking Tape Overview

## Regulations

### International Fire Code 2009

**1024.2.4:** Perimeter and floor mounted demarcation lines shall be placed within 4 in. of the wall and extend to within 2 in. of the markings on the leading edges of landings. Demarcation lines shall be 1 in. to 2 in. wide with interruptions not exceeding 4 in.


**10241.1:** Approved luminous egress path markings delineating the exit path shall be provided...having occupied floors located more than 75 ft. above the lowest level of fire department vehicle access.










### OSHA

**Letter of Interpretation 1910.22(b):** The lines used to delineate aisles may be any color so long as they define the area considered as aisle space. The line may be composed of dots, square, strip or continuous. The recommended width of aisle markings varies from 2 in. to 6 in.

**Use of Mechanical Equipment 1910.176(a):** Where mechanical handling equipment is used, sufficient safe clearances shall be allowed. Aisles shall be kept clear with no obstruction across or in aisles that could create a hazard. Permanent aisles and passageways shall be marked.

## Brady Color Guide



Color		Area
Yellow		Aisle ways, traffic lanes and work cells
White		Equipment and fixtures not otherwise color coded (workstations, carts, floor stand displays, racks, etc.)
Blue, Green and/or Black		Materials and components, including raw materials, work-in-progress and finished goods
Orange		Materials or products held for inspection
Red		Defects, scrap, rework and red tag areas
Photoluminescent		Steps and perimeter demarcation to identify egress routes in a lights-out emergency
Red & White		Areas to be kept clear for safety/compliance reasons (areas in front of electrical panels, fire fighting equipment and safety equipment, such as eyewash stations, safety showers and first aid stations)
Black & White		Areas to be kept clear for operational purposes (not related to safety and compliance)
Black & Yellow		Areas that may expose employees to special physical or health hazards

# ToughStripe® Floor Marking Guidance

## 2-Step Process

1. Wipe the floor
2. Use acetone and apply

## Adhesion Rates

ToughStripe floor tape is easy to apply and remove, yet it lasts where other factory and warehouse floor marking tapes don't.

Low Adhesion	Moderate Adhesion	Strong Adhesion
<ul style="list-style-type: none"> <li>• Silica Grit</li> <li>• Aluminum Oxide Grit</li> <li>• Garnet Grit</li> <li>• Particle Epoxy</li> <li>• Large Diamond Metal</li> </ul>	<ul style="list-style-type: none"> <li>• Small Diamond Metal</li> <li>• Hexagonal Metal</li> <li>• Smooth Epoxy</li> </ul>	<ul style="list-style-type: none"> <li>• Ceramic Tile</li> <li>• Linoleum Tile</li> <li>• Flecked Urethane</li> <li>• Solid Urethane</li> <li>• Concrete</li> </ul>

## Why Use Floor Marking Tape?

- Improve safety and productivity, and reduce waste
- Establish a cleaner, safer, more efficient and more visual facility

## Why Brady?

- Good/better/best offering created by industry experts
- Competitively priced
- Multiple shapes: dots, arrows, dashes, footprints, corners and other custom die-cut options

## Why ToughStripe Tape?

- Lasts up to 3 years and can be removed when needed
- Reduced preparation time
- Suitable for indoor and dry environments; adheres best to smooth surfaces
- Tapes available in two-color stripes

## Where to Apply?

- Aisleways
- Traffic lanes
- Work cell outlines
- Equipment storage areas
- Material storage areas
- QA inspection areas
- Defect/scrape/rework areas
- "Keep clear" zones
- Hazard areas

## Brady Floor Marking Options

Good	Better	Best
<b>Reflective Tape (B-957)</b> <ul style="list-style-type: none"> <li>• Gives an extra margin of safety in low light conditions</li> <li>• Best solution for public signs that need to be visible at night</li> <li>• Long lasting premium vinyl</li> <li>• More difficult to apply and more expensive</li> </ul>	<b>ToughStripe (B-514)</b> <ul style="list-style-type: none"> <li>• Ideal for parking aisles, passageways and storage locations, and pointing out important safety equipment and egress paths</li> <li>• Exceeds safety standards for clean, dry non-slip surfaces per ANSI A 1264.2-2006 and OSHA 1910.22</li> <li>• 2 mm of thickness and service temperature range of 0-129° F</li> <li>• Resists harsh chemicals</li> </ul>	<b>COMING SOON!</b>

 **Learn more at [BradyID.com/FloorMarking](http://BradyID.com/FloorMarking)**

USA  
 Customer Service: 1-888-272-3946  
 Inside Sales: 1-888-311-0775  
[BradyID.com](http://BradyID.com)

Canada  
 Customer Service: 1-800-263-6179  
[BradyCanada.ca](http://BradyCanada.ca)

Mexico  
 Customer Service: 1-800-262-7777  
 Inside Sales: 1-800-262-7777 ext 177  
[BradyLatinAmerica.com](http://BradyLatinAmerica.com)

